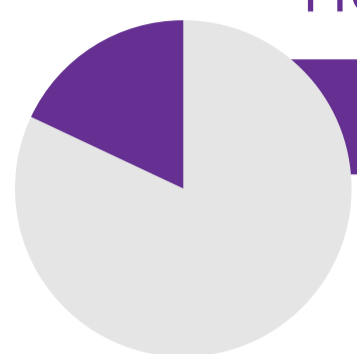


Voting in the NACNS ELECTIONS



No more excuses!

Here is everything you need to know to cast your vote.




Last year, only 18% of members voted for your 2023 NACNS leaders.

This year, all eligible NACNS members have the opportunity to cast their vote to help determine the next leaders of the organization.


Who's on the Ballot?



President-Elect



3 At-Large Board Members



4 Nominating Committee Members

Common Excuses We Hear

"I don't know how to vote."



Once you have familiarized yourself with the candidates, please check your email to cast your vote. We have also added these instructions to [our website](#) and listed them below!

"I don't know enough about candidates."



We asked each candidate to tell us more about their background and goals for NACNS. [These Q&A's](#) should help you feel more confident in choosing your leaders.

"I don't have the time."



Once you get to know the candidates, the voting process should take you no more than two minutes, and it does not require leaving your desk or couch!

"My vote won't make a difference."



Every vote certainly does count! The more members who vote, the better represented the organization will be. As a member of NACNS, you should have a voice in who drives the organization.

Why Does Voting Matter?



It Influences Your Membership

The selected individuals will have a crucial role in shaping the future direction of NACNS.



Voting is Your Duty

Voting in the US election is your civic duty — be sure to carry out your professional responsibility as a CNS and vote for the candidates you would like to see leading NACNS forward.



These Leaders Represent Clinical Nurse Specialists

As NACNS is the only organization representing the CNS role, our leaders represent the CNS at the national level on various critical issues and work towards the NACNS mission.



Voting Reinforces Support

Voting demonstrates support for your fellow CNSs that are seeking leadership roles in NACNS.

How to Vote – It's Easy!

STEP 1

Get to Know the Candidates

Research your candidates to see who is running for each position. Evaluate their backgrounds, credentials, and experience on the NACNS Portal or NACNS website.

STEP 2

Locate the online 2024 Elections Ballot Form

The online 2024 Elections Voting Form will be emailed to you directly, making it readily available for NACNS members. Contact info@nacns.org with any questions about your ballot or voting.

STEP 3

Cast your vote!

Complete the 2024 NACNS Elections Ballot and hit the submit button! Your ballot must be received by October 2, 2023.

STEP 4

Spread awareness and show your NACNS support!

Do this by sharing our NACNS-branded, "I Voted" sticker on social media. [Click here to download.](#)

